

# MVP-N: A Dataset and Benchmark for Real-World Multi-View Object Classification

Ren Wang<sup>1</sup>, Jiayue Wang<sup>1</sup>, Tae Sung Kim<sup>2</sup>, Jin-Sung Kim<sup>2</sup>, Hyuk-Jae Lee<sup>1</sup>

<sup>1</sup>Seoul National University    <sup>2</sup>Sun Moon University

2022 NeurIPS Datasets and Benchmarks Track



Ren Wang

# Overview

## ■ Why multi-view?

- Human visual perception of 3D objects relies on 2D observations from different perspectives.
- Single-view representations may not provide discriminative features.

## ■ Contributions

- Construct a real-world fine-grained dataset with HPIQ annotations for multi-view object classification.
- Benchmark 4 multi-view-based feature aggregation methods and 12 soft label methods on MVP-N.
- Propose a new metric and an evaluation protocol based on HPIQ annotations for soft label methods.

<https://github.com/SMNUResearch/MVP-N>

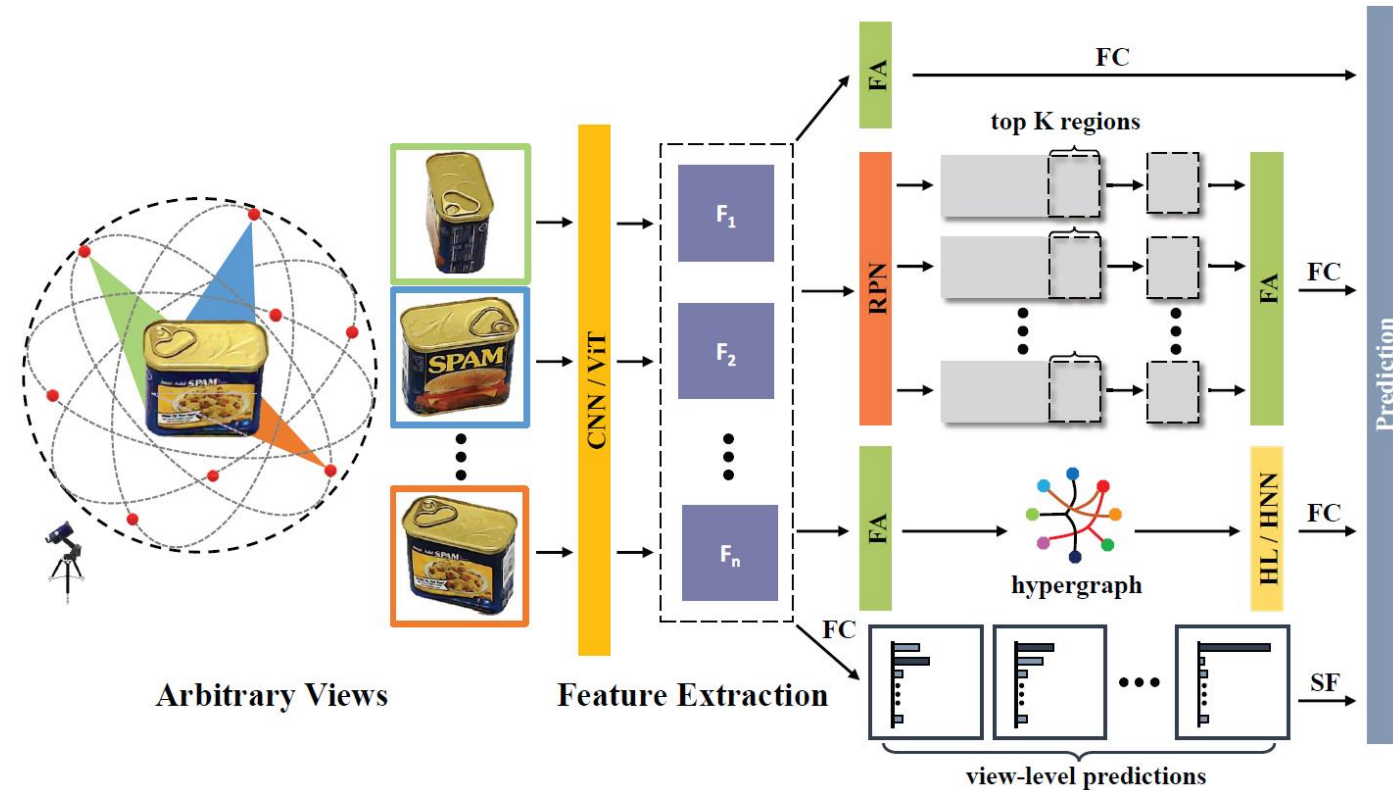
# Task: Multi-View Object Classification

## Existing methods

- Two-stage
  - Feature aggregation
  - Score fusion
- Three-stage
  - Hypergraph-based
  - Part-based

## Properties of practical methods

- Arbitrary number of views
- Free view configurations
- Unknown camera positions and relative poses



# Motivation


## ■ Limitations of existing datasets

- Synthetic polygon mesh objects
- Coarse-grained categorization
- No validation split
- Lack of view-level annotations


	RGB-D Object	ModelNet40	MIRO	ScanObjectNN	FG3D	MVP-N (ours)
Year	2011	2015	2018	2019	2021	2022
Representation	RGB-D	Mesh	RGB	Point Cloud	Mesh	RGB
#Categories	51	40	12	15	66	44
Real-world objects	✓	✗	✓	✓	✗	✓
Real capture environment	✓	✗	✓	✗	✗	✓
Fine-grained	✗	✗	✗	✗	✓	✓
Validation set	✗	✗	✗	✗	✗	✓
View-level annotation	✗	✗	✗	✗	✗	✓



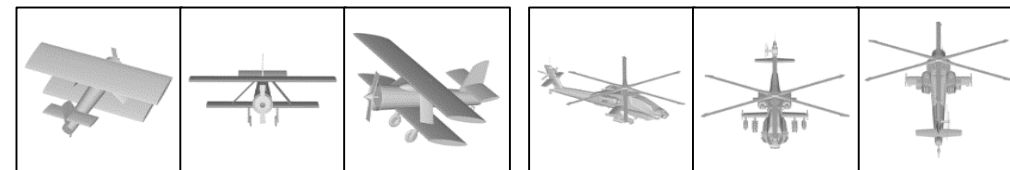
RGB-D Object



ScanObjectNN



ModelNet40



FG3D



MIRO



MVP-N (ours)

# MVP-N: Design and Construction

- Step 1: Object selection
  - 44 fine-grained retail products
  - High inter-class view similarity (multi-view noise)
- Step 2: Data collection
- Step 3: Data annotation
  - Information quantity judgment
  - Bounding box annotation
- Step 4: Quality control and data filtering
  - ‘**Informative**/**Uninformative**’ (HPIQ) annotation
- Step 5: Data preprocessing
- Step 6: Train/valid/test split
  - View sampling: 16k
  - Multi-view set construction: 9k
    - 2 to 6 views



# Benchmark on MVP-N

## ■ Multi-view-based feature aggregation

- 4 methods
- Evaluation metric
  - Multi-view accuracy (MVA)
  - Mean confidence for correct predictions (MCC)
  - Mean confidence for wrong predictions (MCW)
  - Model size
  - Number of floating-point operations (FLOPs)
  - Inference latency

## ■ Soft label

- 12 methods
- Evaluation metric
  - Multi-view accuracy (MVA)
  - Single-view accuracy (**SVAI**)
  - Mean confidence for correct predictions (**MCCI**)
  - Mean confidence for wrong predictions (**MCWI**)
  - Mean confidence difference between predictions and ground truths (**MCDU**)

# Results: Multi-View-Base Feature Aggregation

Method	MVA (%) $\uparrow$	MCC $\uparrow$	MCW $\downarrow$	Model Size (M) $\downarrow$	FLOPs (G) $\downarrow$	Latency (ms) $\downarrow$
<i>Validation:</i>						
MVCNN-new	89.29 $\pm$ 0.88	<b>0.8812 <math>\pm</math> 0.0040</b>	0.6568 $\pm$ 0.0120	<b>11.20</b>	<b>10.91</b>	<b>6.23 <math>\pm</math> 0.03</b>
GVCNN	85.69 $\pm$ 1.01	0.8275 $\pm$ 0.0044	<b>0.6095 <math>\pm</math> 0.0136</b>	24.04	10.99	7.60 $\pm$ 0.07
DAN	<b>92.05 <math>\pm</math> 0.56</b>	0.8592 $\pm$ 0.0044	0.6192 $\pm$ 0.0055	17.50	10.95	8.11 $\pm$ 0.04
CVR	79.95 $\pm$ 1.89	0.8347 $\pm$ 0.0118	0.6564 $\pm$ 0.0157	34.38	11.08	12.57 $\pm$ 0.07
<i>Test:</i>						
MVCNN-new	89.35 $\pm$ 1.21	<b>0.8792 <math>\pm</math> 0.0053</b>	0.6552 $\pm$ 0.0069	<b>11.20</b>	<b>10.91</b>	<b>6.23 <math>\pm</math> 0.03</b>
GVCNN	85.42 $\pm$ 1.37	0.8267 $\pm$ 0.0032	<b>0.6055 <math>\pm</math> 0.0088</b>	24.04	10.99	7.60 $\pm$ 0.07
DAN	<b>91.61 <math>\pm</math> 0.94</b>	0.8602 $\pm$ 0.0050	0.6211 $\pm$ 0.0062	17.50	10.95	8.11 $\pm$ 0.04
CVR	79.99 $\pm$ 2.52	0.8339 $\pm$ 0.0127	0.6457 $\pm$ 0.0166	34.38	11.08	12.57 $\pm$ 0.07

# Results: Soft Label

Method	SVA (%)	SVAI (%) $\uparrow$	MCCI $\uparrow$	MCWI $\downarrow$	MCDU $\downarrow$	MVA (%) $\uparrow$
<i>Validation:</i>						
CE	76.76 $\pm$ 0.24	99.44 $\pm$ 0.17	0.9475 $\pm$ 0.0031	0.6076 $\pm$ 0.0368	0.3977 $\pm$ 0.0091	83.05 $\pm$ 0.56
KD	78.47 $\pm$ 0.55	99.62 $\pm$ 0.08	0.9587 $\pm$ 0.0009	0.5799 $\pm$ 0.0295	0.3867 $\pm$ 0.0040	85.72 $\pm$ 1.24
SB	74.41 $\pm$ 0.36	99.08 $\pm$ 0.33	0.8911 $\pm$ 0.0074	0.5573 $\pm$ 0.0177	0.2945 $\pm$ 0.0046	83.31 $\pm$ 0.41
HB	76.69 $\pm$ 0.18	99.44 $\pm$ 0.16	0.9469 $\pm$ 0.0029	0.6073 $\pm$ 0.0369	0.3989 $\pm$ 0.0097	82.73 $\pm$ 0.60
LS	76.03 $\pm$ 0.36	99.26 $\pm$ 0.15	0.7711 $\pm$ 0.0056	<b>0.4101</b> $\pm$ <b>0.0262</b>	0.2534 $\pm$ 0.0093	84.30 $\pm$ 1.05
DSB	76.06 $\pm$ 0.98	99.15 $\pm$ 0.58	0.9148 $\pm$ 0.0522	0.5704 $\pm$ 0.0313	0.3577 $\pm$ 0.0626	82.71 $\pm$ 0.69
DHB	76.67 $\pm$ 0.27	99.48 $\pm$ 0.18	0.9454 $\pm$ 0.0022	0.6113 $\pm$ 0.0301	0.3971 $\pm$ 0.0069	82.60 $\pm$ 0.70
SAT	74.55 $\pm$ 0.40	99.18 $\pm$ 0.19	0.8746 $\pm$ 0.0049	0.5465 $\pm$ 0.0179	0.2256 $\pm$ 0.0058	86.52 $\pm$ 0.36
LRT	76.57 $\pm$ 0.52	99.60 $\pm$ 0.15	<b>0.9609</b> $\pm$ <b>0.0018</b>	0.6094 $\pm$ 0.0642	0.4240 $\pm$ 0.0104	84.29 $\pm$ 1.26
SEAL	71.97 $\pm$ 0.33	98.92 $\pm$ 0.23	0.6846 $\pm$ 0.0036	0.4379 $\pm$ 0.0102	<b>0.1404</b> $\pm$ <b>0.0018</b>	85.48 $\pm$ 0.65
PLC	76.51 $\pm$ 0.27	99.33 $\pm$ 0.20	0.9469 $\pm$ 0.0033	0.6126 $\pm$ 0.0424	0.4042 $\pm$ 0.0119	82.37 $\pm$ 0.72
OLS	76.63 $\pm$ 0.14	99.30 $\pm$ 0.17	0.9336 $\pm$ 0.0041	0.5852 $\pm$ 0.0273	0.3774 $\pm$ 0.0101	82.90 $\pm$ 0.57
HPIQ	62.77 $\pm$ 0.42	<b>99.73</b> $\pm$ <b>0.04</b>	0.9246 $\pm$ 0.0057	0.5538 $\pm$ 0.0447	0.1530 $\pm$ 0.0068	<b>93.55</b> $\pm$ <b>0.79</b>
<i>Test:</i>						
CE	78.65 $\pm$ 0.44	99.15 $\pm$ 0.11	0.9383 $\pm$ 0.0028	0.6035 $\pm$ 0.0442	0.3892 $\pm$ 0.0070	83.37 $\pm$ 1.05
KD	80.38 $\pm$ 0.24	99.49 $\pm$ 0.09	0.9509 $\pm$ 0.0014	0.5574 $\pm$ 0.0606	0.3737 $\pm$ 0.0014	86.77 $\pm$ 1.24
SB	76.22 $\pm$ 0.27	98.73 $\pm$ 0.15	0.8789 $\pm$ 0.0068	0.5230 $\pm$ 0.0210	0.2862 $\pm$ 0.0107	83.85 $\pm$ 0.84
HB	78.52 $\pm$ 0.51	99.10 $\pm$ 0.15	0.9376 $\pm$ 0.0022	0.6050 $\pm$ 0.0305	0.3899 $\pm$ 0.0068	83.20 $\pm$ 1.11
LS	77.65 $\pm$ 0.30	98.82 $\pm$ 0.30	0.7522 $\pm$ 0.0054	<b>0.3843</b> $\pm$ <b>0.0309</b>	0.2474 $\pm$ 0.0114	83.96 $\pm$ 1.50
DSB	77.73 $\pm$ 0.81	98.90 $\pm$ 0.35	0.9037 $\pm$ 0.0523	0.5784 $\pm$ 0.0606	0.3457 $\pm$ 0.0610	83.09 $\pm$ 0.83
DHB	78.34 $\pm$ 0.46	99.07 $\pm$ 0.17	0.9365 $\pm$ 0.0023	0.6040 $\pm$ 0.0488	0.3871 $\pm$ 0.0041	83.07 $\pm$ 0.87
SAT	76.28 $\pm$ 0.43	99.00 $\pm$ 0.14	0.8620 $\pm$ 0.0049	0.5293 $\pm$ 0.0337	0.2145 $\pm$ 0.0063	87.37 $\pm$ 1.15
LRT	77.85 $\pm$ 0.46	99.33 $\pm$ 0.19	<b>0.9542</b> $\pm$ <b>0.0013</b>	0.5881 $\pm$ 0.0327	0.4076 $\pm$ 0.0141	83.78 $\pm$ 2.05
SEAL	73.58 $\pm$ 0.54	98.41 $\pm$ 0.25	0.6674 $\pm$ 0.0033	0.4018 $\pm$ 0.0085	<b>0.1326</b> $\pm$ <b>0.0011</b>	86.42 $\pm$ 0.74
PLC	78.40 $\pm$ 0.47	99.07 $\pm$ 0.11	0.9383 $\pm$ 0.0031	0.6070 $\pm$ 0.0370	0.3948 $\pm$ 0.0106	82.96 $\pm$ 1.06
OLS	78.40 $\pm$ 0.49	99.00 $\pm$ 0.12	0.9225 $\pm$ 0.0029	0.5799 $\pm$ 0.0239	0.3684 $\pm$ 0.0080	83.35 $\pm$ 1.05
HPIQ	63.31 $\pm$ 0.38	<b>99.68</b> $\pm$ <b>0.10</b>	0.9186 $\pm$ 0.0059	0.5934 $\pm$ 0.0222	0.1481 $\pm$ 0.0076	<b>94.36</b> $\pm$ <b>0.56</b>



# Results: Influence of the number of uninformative views

Method	Validation					Test				
	2 views	3 views	4 views	5 views	6 views	2 views	3 views	4 views	5 views	6 views
<i>feature aggregation:</i>										
MVCNN-new	91.93 ± 0.77	88.80 ± 0.54	88.30 ± 1.17	88.25 ± 1.04	89.18 ± 1.52	89.52 ± 1.38	88.98 ± 1.31	87.36 ± 1.80	89.09 ± 1.76	91.82 ± 1.01
GVCNN	93.23 ± 1.14	84.73 ± 0.77	84.48 ± 1.52	81.93 ± 1.47	84.09 ± 1.40	89.70 ± 1.59	82.43 ± 1.92	84.05 ± 1.65	82.70 ± 1.87	88.20 ± 1.06
DAN	93.80 ± 0.92	91.59 ± 1.12	91.07 ± 0.99	<b>91.50 ± 1.24</b>	<b>92.32 ± 0.63</b>	91.48 ± 0.44	91.20 ± 1.17	89.59 ± 1.12	91.39 ± 1.51	<b>94.41 ± 1.01</b>
CVR	86.16 ± 0.73	81.16 ± 1.82	79.25 ± 2.55	76.39 ± 2.85	76.80 ± 2.51	84.20 ± 2.19	79.95 ± 2.25	77.80 ± 3.72	77.52 ± 2.94	80.45 ± 3.42
<i>soft label:</i>										
CE	92.98 ± 0.59	82.14 ± 0.97	80.25 ± 0.81	79.23 ± 1.16	80.64 ± 0.54	90.82 ± 1.42	79.95 ± 1.33	79.34 ± 1.66	80.61 ± 1.65	86.11 ± 0.52
KD	95.84 ± 0.47	84.48 ± 1.03	83.68 ± 1.99	81.39 ± 1.68	83.20 ± 1.71	94.64 ± 0.85	84.57 ± 2.49	82.50 ± 1.33	84.05 ± 1.31	88.09 ± 1.82
SB	92.23 ± 0.73	83.77 ± 0.32	80.55 ± 0.64	79.73 ± 1.04	80.30 ± 0.86	89.11 ± 1.26	82.57 ± 0.94	80.91 ± 1.26	81.09 ± 1.87	85.59 ± 0.60
HB	92.82 ± 0.88	81.73 ± 0.79	80.11 ± 1.11	78.59 ± 1.11	80.39 ± 0.64	90.80 ± 1.32	79.57 ± 1.25	79.50 ± 2.03	80.27 ± 1.84	85.86 ± 0.47
LS	90.84 ± 0.84	84.61 ± 1.35	82.84 ± 1.65	81.36 ± 0.76	81.84 ± 1.74	88.25 ± 1.32	82.09 ± 1.32	80.91 ± 1.78	81.64 ± 2.22	86.91 ± 1.02
DSB	92.34 ± 1.78	82.36 ± 0.94	79.93 ± 0.44	78.68 ± 1.11	80.25 ± 0.85	90.07 ± 1.28	80.39 ± 1.33	79.18 ± 1.39	79.93 ± 1.38	85.89 ± 0.85
DHB	92.95 ± 1.02	82.16 ± 0.53	79.91 ± 0.57	77.91 ± 1.36	80.09 ± 1.13	90.73 ± 1.40	79.98 ± 1.44	78.77 ± 1.31	80.39 ± 1.17	85.50 ± 0.65
SAT	94.27 ± 0.18	87.20 ± 0.68	84.39 ± 0.96	83.52 ± 1.12	83.23 ± 1.10	91.45 ± 1.21	87.25 ± 1.08	84.70 ± 1.76	84.93 ± 1.98	88.50 ± 0.86
LRT	94.93 ± 0.60	83.57 ± 1.25	81.77 ± 1.40	80.25 ± 1.93	80.91 ± 1.77	93.02 ± 1.19	81.07 ± 2.98	79.61 ± 1.97	80.45 ± 2.34	84.75 ± 2.21
SEAL	93.02 ± 1.08	86.64 ± 0.98	84.11 ± 0.60	81.61 ± 0.60	82.02 ± 0.85	90.80 ± 0.79	85.95 ± 0.96	83.75 ± 0.99	84.34 ± 0.79	87.27 ± 0.82
PLC	92.75 ± 0.54	81.45 ± 1.00	79.64 ± 0.70	78.39 ± 1.02	79.64 ± 1.21	90.61 ± 1.26	79.57 ± 1.06	79.09 ± 1.87	80.07 ± 1.68	85.48 ± 0.92
OLS	92.43 ± 0.56	81.91 ± 0.55	80.39 ± 1.13	79.18 ± 0.87	80.57 ± 0.71	90.00 ± 1.20	80.09 ± 1.30	79.66 ± 1.95	80.66 ± 1.41	86.32 ± 0.52
HPIQ	<b>98.34 ± 0.36</b>	<b>95.91 ± 0.53</b>	<b>93.23 ± 1.15</b>	90.59 ± 0.97	89.68 ± 1.88	<b>97.73 ± 0.38</b>	<b>96.36 ± 0.47</b>	<b>93.64 ± 1.34</b>	<b>92.02 ± 0.86</b>	92.07 ± 0.91