



UNIVERSITY OF CALIFORNIA  
SANTA CRUZ




Adobe

UCSB

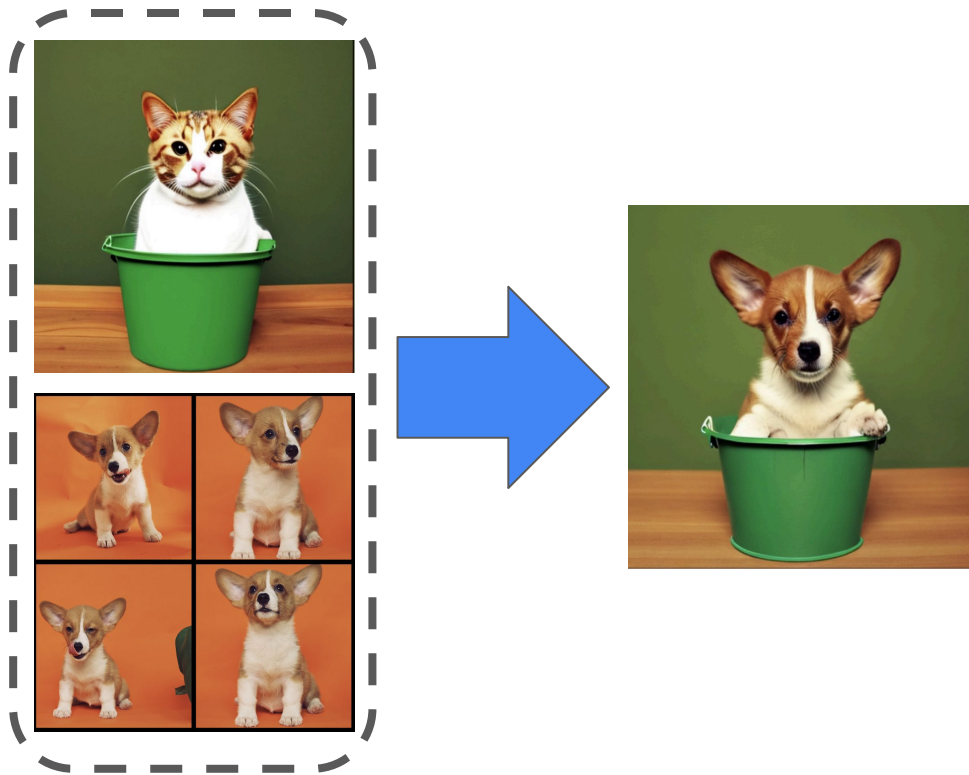
# PHOTOSWAP: Personalized Subject Swapping in Images

Jing Gu<sup>1</sup>, Yilin Wang<sup>2</sup>, Nanxuan Zhao<sup>2</sup>, Tsu-Jui Fu<sup>3</sup>, Wei Xiong<sup>2</sup>, Qing Liu<sup>2</sup>, Zhifei Zhang<sup>2</sup>, He Zhang<sup>2</sup>, Jianming Zhang<sup>2</sup>, HyunJoon Jung<sup>2</sup>, Xin Eric Wang<sup>1</sup>


<sup>1</sup>University of California, Santa Cruz, <sup>2</sup>Adobe, <sup>3</sup>University of California, Santa Barbara



- How to do **personalized swapping**?
- Could it be **training-free**?

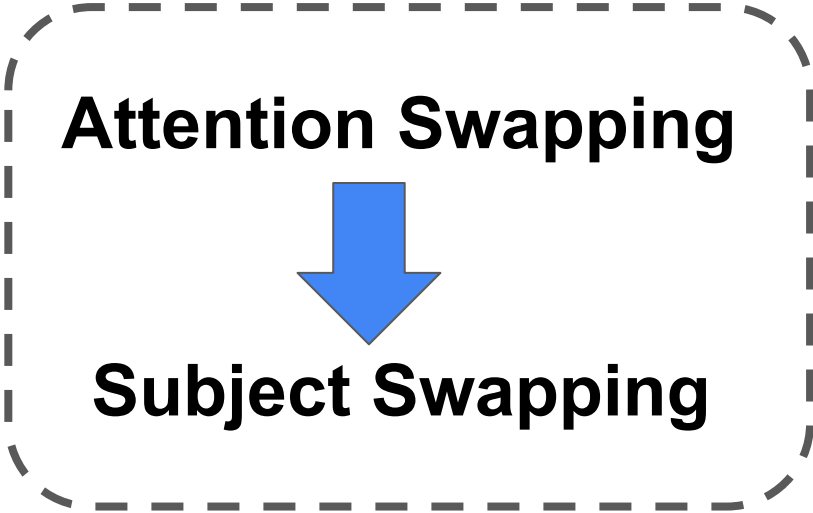
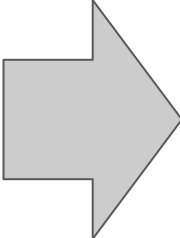


# Attention Variable in Diffusion Process correlates with the generated image



Attention Visualization

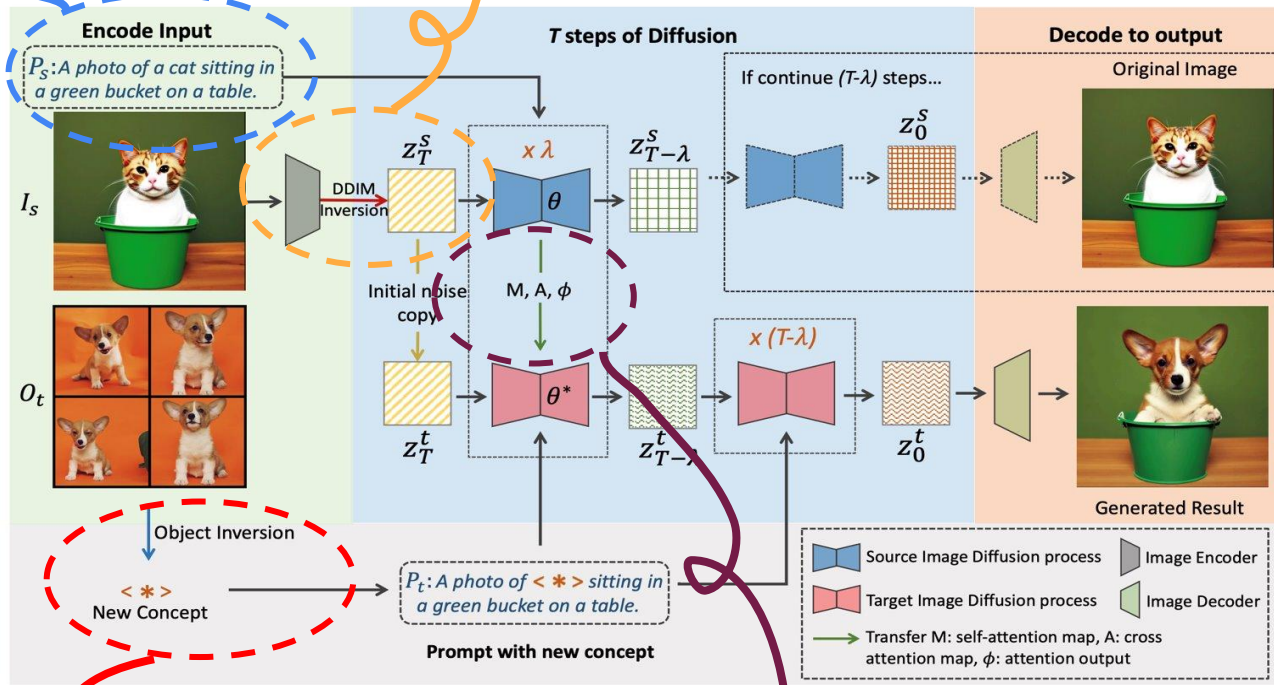
Generated Image



# Photoswap: Swapping subject without training

2. Generate caption for source image


3. DDIM inversion the image into Initial noise




1. Convert subject into new token

4. Swap attention variable during diffusion process


# Swapping Results on different subjects



# Results on **Complex** Images



(a) Multi-subject swap.



(b) Occluded subject swap.



<https://photoswap.github.io/>

Contact: Jing Gu, [jgu110@ucsc.edu](mailto:jgu110@ucsc.edu)

Check our poster at **Great Hall & Hall B1+B2 #304**