# PURGE: Partition-Aware Unlearning for Removing Spurious Correlations in Large Vision-Language Models

*Aditi Sarker[†] Nazreen Shah[§] Rafi Ibn Sultan[†] Rhongho Jang[†‡] Dongxiao Zhu[†‡] Prashant Khanduri[†‡*]*

[†]Department of Computer Science, Wayne State University, MI, USA
[§]Department of Electronics & Communications Engineering (ECE), IIIT Delhi, India
[‡]Institute for AI and Data Science (AIDaS), Wayne State University, MI, USA

Dataset: https://huggingface.co/datasets/Krishnaaditi1/PURGE
Code: https://github.com/krishnaaditi/PURGE

Date: 11/13/2026

# PURGE problem: LVLMs learn shortcuts from data

The model may predict an object from its usual background rather than visible evidence




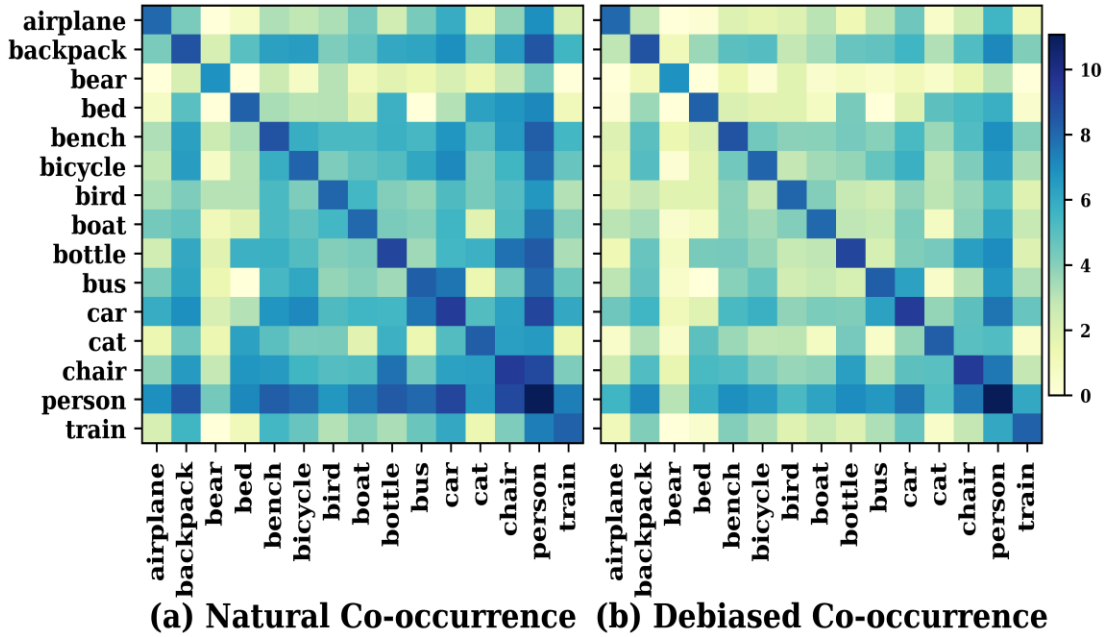


## Core issue-spurious correlation

-Objects often co-occur with specific scenes: boats with water, birds with sky, trains with tracks

-If the target object is absent but the context remains, the LVLM can still answer “yes”

**PURGE asks: Can we reduce shortcut dependence while still preserving correct object recognition?**

# PURGE framework

Structured partitioning + partition-aware unlearning

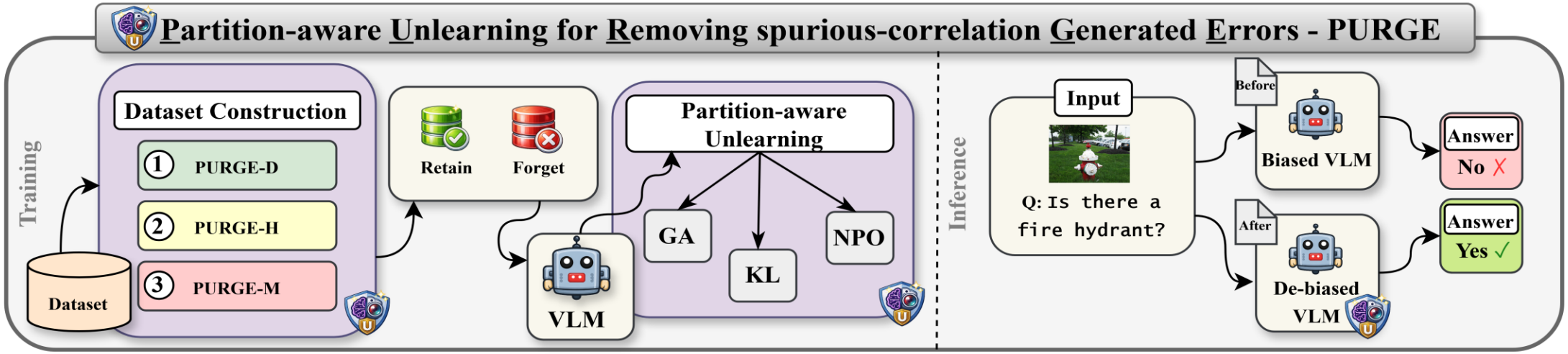


1. Partitions Data

2. unlearn shortcut confidence

3. evaluate de-biased LVLM

**PURGE teaches the model to ignore background shortcuts while preserving predictions supported by the actual object**

# Data Partition Strategies



## PURGE-D: Separate Object Evidence from Background

-PURGE-D is the most direct split: isolate the object, isolate the background
-then define what to keep and what to forget

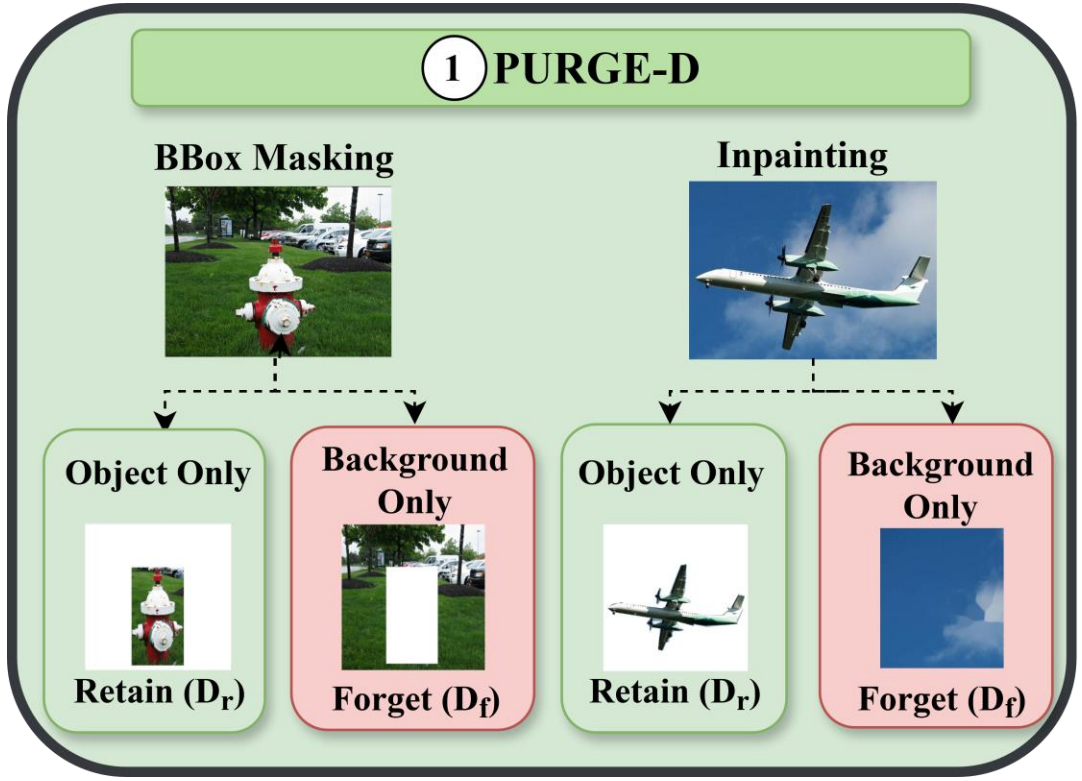


1. **Build two views**
   Object-focused view | Context-only view

2. **Form retain / forget sets**
   Retain = object evidence
   Forget = background without the target object

3. **Learning signal**
   Preserve object-based reasoning; suppress context-only confidence

**Limitation: PURGE-D separates object and background at the pixel level, but it may not capture more complex, higher-level shortcuts learned by the model**

# Data Partition Strategies



Three partitioning strategies separate object evidence from shortcut context

## PURGE-H: Let Model Behavior Reveal the Shortcut

-PURGE-H uses the model's own mistakes as the signal

-Object absent + prediction yes is the clearest shortcut case

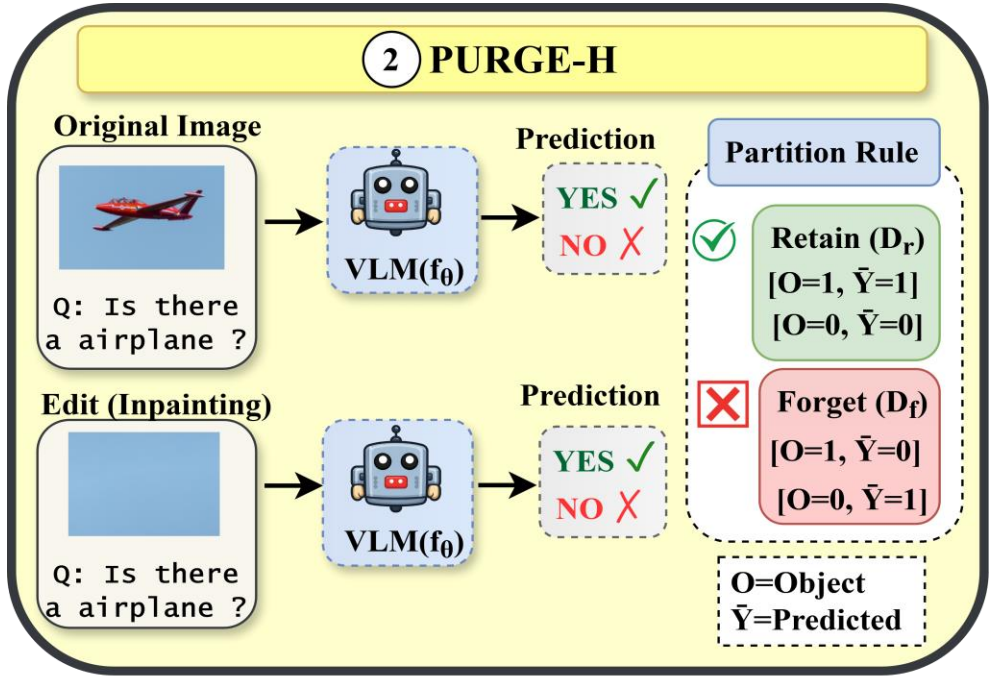


1. **Query original + edited image**
   Ask the same object-existence question before and after object removal

2. **Use correctness to partition**
   Retain = correct behavior
   Forget = misses + hallucinations

3. **Why it helps**
   Captures model-specific failure cases, not only dataset statistics

**Limitation: PURGE-H uses the model's predictions to find mistakes, so different models may identify different failure cases**

# Data Partition Strategies



Three partitioning strategies separate object evidence from shortcut context

## PURGE-M: Semantic Cue Split

-PURGE-M asks two complementary questions:

can the model see the object without the cue, and can it resist the cue without the object?

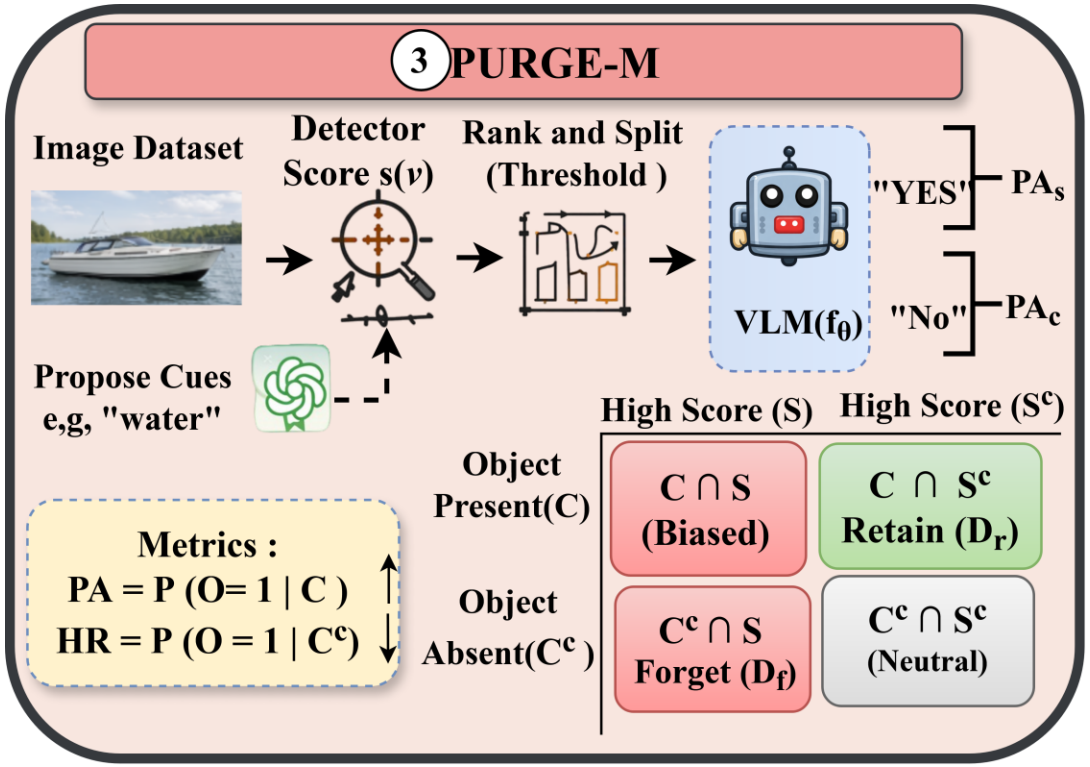


1. **Discover a candidate cue**
   Example: target = boat, cue = water

2. **Make two useful sets**
   Retain: object is visible, cue is absent
   Forget: object is absent, cue is present

3. **Train the model with unlearning**
   Keep object evidence; reduce cue-only confidence

**Key idea: Teach the model to rely on the object, not the background cue**

# Unlearning: forget selectively, retain useful skills



A targeted update reduces the influence of chosen data or associations while preserving task-relevant knowledge

## WHAT UNLEARNING MEANS

**Selective change to a trained model**

The model lowers the effect of a specified target while keeping useful capabilities through retain data

## WHERE IT IS USED

**Privacy**
remove a data contribution

**Safety**
reduce harmful outputs

**Bias**
weaken unwanted associations

## A SIMPLE EXAMPLE: WATER CUES THE WORD "BOAT"

The background alone should not make the model claim that a boat is present

**(a) water only**



**Is there a boat in the image**
**Yes(Incorrect)**

**(b) boat on water**



**Is there a boat in the image**
**Yes (Correct)**

**FORGET**
**Water alone: reduce false "boat" answers**

**RETAIN**
**Boat present: keep correct boat recognition**

-PURGE builds forget and retain sets from object evidence and context
-Applies GA, KL, or NPO to reduce shortcut-driven predictions
-While preserving object-grounded answers

# GA, KL, and NPO: three ways to unlearn



All three use retain data to preserve useful behavior and forget data to suppress spurious predictions.

**GA : Gradient Ascent**
Direct suppression; no anchor

$$L_{GA} := - E_D^{(k)} \log P_\theta(y_r \mid v_r, q_r) + \lambda E_D^{(k)} \log P_\theta(y_f \mid v_f, q_f)$$

RETAIN · keep the correct answer likely

FORGET · lower the shortcut-label likelihood

**KL-regularized**
Retain predictions anchored to $\theta_0$

$$L_{KL} = \lambda E_D^{(k)} \log P_\theta(y_f \mid v_f, q_f) + \beta E_D^{(k)} KL(P_\theta(\cdot \mid v_r, q_r) \,k\, P_{\theta_0}(\cdot \mid v_r, q_r))$$

FORGET · suppress the spurious label

RETAIN · keep predictions close to $\theta_0$

**NPO Negative Preference Optimization**
Relative penalty vs. $\theta_0$

$$\mathcal{L}_{\text{NPO}}^{(k)} = - \mathbb{E}_{D_r^{(k)}} \log P_\theta(y_r \mid v_r, q_r) + \frac{2\lambda}{\beta} \mathbb{E}_{D_f^{(k)}} \log \left( 1 + \left( \frac{P_\theta(y_f \mid v_f, q_f)}{P_{\theta_0}(y_f \mid v_f, q_f)} \right)^\beta \right)$$

RETAIN · preserve object-grounded answers

FORGET · compare confidence with $\theta_0$

Every objective has a retain component: preserve useful, object-grounded predictions while reducing shortcut-driven ones

# How we evaluate PURGE



Fewer hallucinations. Stronger object grounding. Less reliance on context.

| GENERATIVE VISION–LANGUAGE MODELS | | | SEPARATE ENCODER STUDY |
|---|---|---|---|
| LLaVA-1.6-7B | Qwen3-VL-8B-Instruct | Qwen3.5-9B | CLIP-RN50 |

## EVALUATION DATASETS & PRIMARY METRICS

### Hallucination

COCO val2017
$CHAIR_s$ ↓ · $CHAIR_i$ ↓

AMBER
Hallucination ↓ · Coverage ↑

MMHal-Bench
Score ↑ · Hallucination rate ↓

### Object grounding

POPE
Accuracy ↑ · F1 ↑

Object–context test split
Overall & worst-group accuracy ↑

Object-absent tests
Hallucination rate ↓

### Shortcut robustness

MM-SpuBench
Accuracy ↑

Causal-HalBench
Accuracy ↑ · CHR ↓

Waterbirds (CLIP)
Average & worst-group accuracy ↑

**Training data:** Our PURGE-D, PURGE-H, and PURGE-M datasets, each with retain/forget partitions

# PURGE results: fewer hallucinated objects, stronger grounding

## A. Object hallucination — CHAIR on COCO validation set

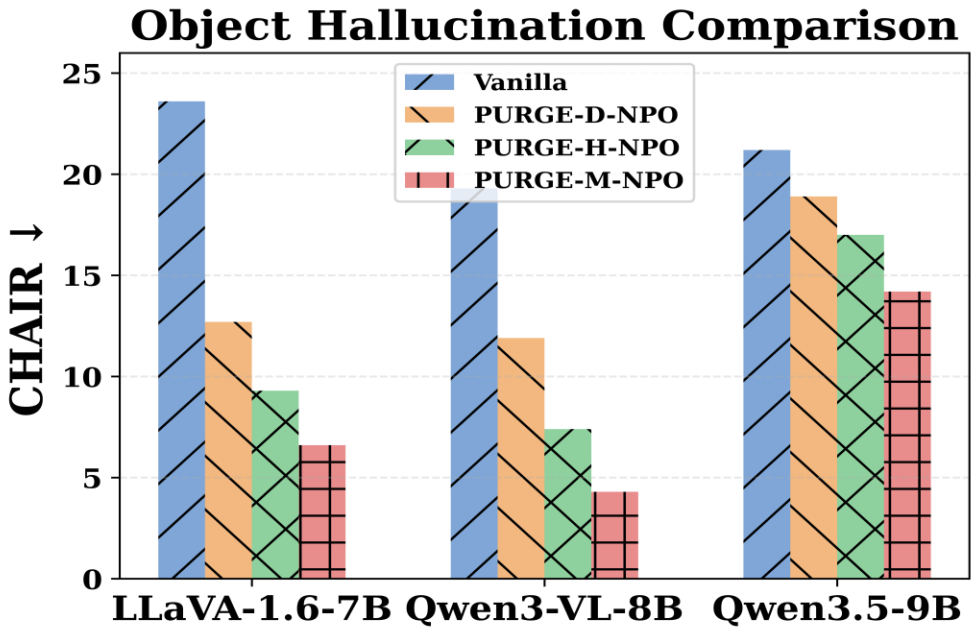


CHAIR measures objects mentioned in the generated caption but absent from the image. Lower is better

## B. Hallucination + grounding — AMBER

| Model | Metric | Vanilla | PURGE-M-NPO |
|---|---|---|---|
| LLaVA-1.6 | Hal ↓ | 48.6 | **11.3** |
| LLaVA-1.6 | Cov ↑ | 61.0 | **74.1** |
| Qwen3-VL | Hal ↓ | 26.5 | **8.3** |
| Qwen3-VL | Cov ↑ | 62.3 | **85.2** |
| Qwen3.5 | Hal ↓ | 47.3 | **21.6** |
| Qwen3.5 | Cov ↑ | 55.8 | **68.2** |

Hal ↓ = hallucination rate decreases
Cov ↑ = image-content coverage improves

# PURGE Results: spurious-correlation reliance is reduced

These results test whether the model relies on background context when object evidence is weak or absent

## A. Held-out object–context split

Dataset: constructed object–context test split
Metric: overall accuracy and worst-group accuracy (WGA)

| Model | Metric | Vanilla | PURGE-M-KL | PURGE-M-NPO |
|---|---|---|---|---|
| LLaVA-1.6-7B | Overall accuracy | 54.4 | 72.1 | **77.5** |
| LLaVA-1.6-7B | WGA | 32.0 | 46.4 | **60.1** |
| Qwen3-VL-8B-Instruct | Overall accuracy | 62.7 | 76.8 | **82.9** |
| Qwen3-VL-8B-Instruct | WGA | 46.3 | 54.2 | **62.8** |
| Qwen3.5-9B | Overall accuracy | 59.8 | 74.1 | **77.2** |
| Qwen3.5-9B | WGA | 47.5 | 51.4 | **59.2** |

## B. MM-SpuBench accuracy

Benchmark: object–context shortcut robustness
Metric: accuracy (%), higher is better

| Model | Vanilla | PURGE-M-NPO | Gain (percentage points) |
|---|---|---|---|
| LLaVA-1.6-7B | 59.7 | **78.3** | +18.6 |
| Qwen3-VL-8B-Instruct | 73.8 | **88.7** | +14.9 |
| Qwen3.5-9B | 60.1 | **64.3** | +4.2 |

## C. Controlled object-absent hallucination rate

Target object is absent but context cue remains; false "yes" answers should drop.

| Test set | Image type | Vanilla | Best PURGE |
|---|---|---|---|
| PURGE-D | Background-only | 61.2 | **12.3** |
| PURGE-H | Inpainted object-absent | 64.8 | **15.8** |
| PURGE-M | Cue-only object-absent | 56.0 | **14.9** |

**The method improves the specific failure mechanism—predicting an object from context alone—not just final task accuracy**

# Qualitative evidence: outputs become more object-grounded

**MMHal_Benchmark**

How many bicycles are there in the image?



LLaVA-1.6-7B: There are three bicycles in the image.
Qwen-3.5-9B: The image contains 1 bicycle. There is a bicycle in the foreground, positioned on the left side of the frame. It is partially visible, showing its front wheel, handlebars, and part of the frame.
Qwen-3-VL-8B: Based on a careful examination of the image, we can identify the following bicycles. In the foreground, on the left, a child is riding a green bicycle. In the middle, slightly to the right. an adult is riding a bicycle with a black frame and orange wheels.

PURGE-M-NPO [LLaVA-1.6-7B]: There are four bicycles in the image.
PURGE-M-NPO [Qwen-3-VL-8B]: Based on the image provided, we can identify four bicycles. In the foreground, a child is riding a bicycle; slightly behind, an adult is riding another bicycle; further back, a third person is riding a bicycle; and in the background, a fourth cyclist is visible riding a bicycle.
PURGE-M-NPO [Qwen-3.5-9B]: Based on the image provided, there are four bicycles visible. In the foreground, a child is riding a bicycle; just behind, an adult is riding another bicycle; farther back, a third person is riding a bicycle; and in the background, a fourth cyclist can be seen riding a bicycle.

**MM_SpuBench**



Question: Which feature best indicates the identity of the red object on the kitchen counter?

A. The utensils B. The object's rectangular shape C. The kitchen counter D. The paper towel

LLaVA-1.6-7B: A. Qwen-3-VL-8B:A. Qwen-3.5-9B:C.

PURGE-M-NPO [LLaVA-1.6-7B]:B.
PURGE-M-NPO [Qwen-3-VL-8B]:B.
PURGE-M-NPO [Qwen-3.5-9B]: B.

**AMBER_Benchmark**



Is the kiwifruit green in this image?

LLaVA-1.6-7B: NO. Qwen-3-VL-8B: NO.
Qwen-3.5-9B: NO.

PURGE-M-NPO [LLaVA-1.6-7B]:YES.
PURGE-M-PO [Qwen-3-VL-8B]:YES.
PURGE-M-NPO [Qwen-3.5-9B]: YES.

**Improved counting, object-feature selection, and attribute grounding**

# Failure cases: small, occluded, or distant objects



Small and partly occluded




Very small and barely visible



Partly occluded; blends with snow

**PURGE reduces shortcuts; weak object evidence can still cause errors**

# Conclusion

PURGE connects structured data construction with targeted unlearning

| PARTITION | UNLEARN | EVALUATE |
| --- | --- | --- |
| **Build retain and forget sets** | **Apply GA, KL, or NPO** | **Measure shortcut reliance** |
| PURGE-D, PURGE-H, and PURGE-M define partitions using object evidence, model behavior, and contextual cues | Use the partitions to reduce spurious object–background associations while preserving object-based reasoning | Assess hallucination, object grounding, and context reliance across LVLMs, CLIP, and benchmark datasets |

**PURGE pairs controlled retain/forget data with established unlearning objectives**

# Thank you

Questions?

Email: aditi1@wayne.edu